


# READING JUMP

is a donationware reading game from  
<http://www.adrianbruce.com/>



## How to play:









1. Draw this grid and the feet on the concrete in your playground using chalk. Each square should be about 30cm by 30cm.
2. Two players stand with their feet in the large feet facing the game board.
3. A 'Caller' calls out a phonics blend from the cards.
4. When a player has worked out where the blend is written they must **jump** from their spot onto the correct answer. **They are not allowed to move until they know the answer.**
5. Players then rotate positions but the winner stays to compete with next player.



NB The object of the game is to have a bit of fun while you learn some phonics blends, so make an effort to learn them while you're standing in line.

**Lastly, remember to play safe and offer complements! eg Good jump! Better luck next time☺**





## DID IT WORK?

Dear Educators,

If you are in a school in the Developed World with 2 or more students that enjoyed these games & learned from them...

Grab an envelope, have the kids make me a small thank you card out of thin card. Write me a short note of thanks then go to the Office & ask for some petty cash for learning resources, place it in the card and send it to the creator of these games.

**Adrian Bruce, 2 Eskimo Ct,  
Wollongbar, NSW, Australia 2477**

**This will show your appreciation for the resources and for making learning just a little more fun. NB It will also help keep this site free to those who need it. Checks and money orders can also be made out to me ☺**

# THEN PLEASE DONATE

To do your bit you can donate online at

<http://www.adrianbruce.com/donations/>

or send a check / cheque / money order ☺

